


imp **SuperBump™**

SetUp Instructions

SuperBump™ vs Under Drape Technique during Knee Procedures



Sterilizable Weights
and
Sterile Packaged SuperBump™.

Standard draping of
patient's leg.




Holes in SuperBump™
to accept sterile weights.

imp **SuperBump™**

SetUp Instructions



Insert weights
into SuperBump™.

With knee at 90 degrees,
pull drape taut. 




Position weighted SuperBump™
under the patient's foot.



Adjust position as needed.

SuperBump™ provides
a platform to close.



imp® **Innovative**
Medical Products, Inc.

A GLOBAL LEADER IN PATIENT POSITIONING

87 Spring Lane, Plainville, CT 06062

PH: 860-793-0391 FAX: 866-459-1805

Toll Free PH: 800-467-4944

www.impmedical.com